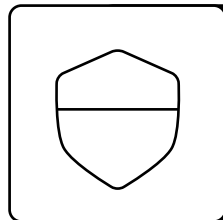



All you need to know...



Australian Standards installation



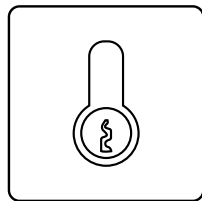
Things you need to know for...

Hinge doors

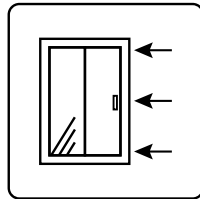


To comply with the Australian Standards, a hinged security door must have a 3 point lock with a 5 pin cylinder. Three tamper resistant security hinges are also required to meet the standards.

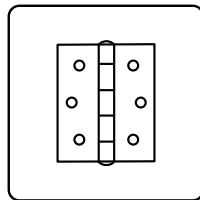
Hinge doors that don't meet the standards are **barrier** doors, not **security** doors.



5 pin cylinder



3 point lock



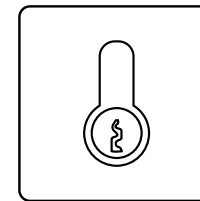
3 security hinges

Sliding doors

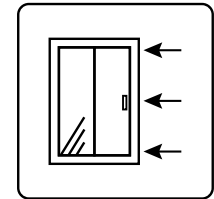


To comply with the Australian Standards, sliding security doors must have a 3 point lock with a 5 pin cylinder and interlocks. Prowler Proof uses heavy duty interlocks in the Australian Standards testing and we strongly recommend that you do the same.


Sliding doors that don't meet the standards are **barrier** doors, not **security** doors.



5 pin cylinder



3 point lock



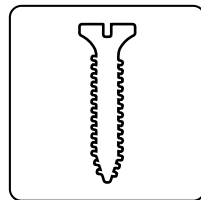
Interlocks

Windows

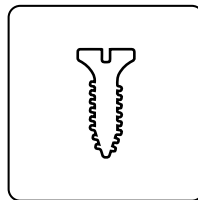


To comply with the Australian Standards, any fixings that are accessible from the outside must be tamper resistant. Rivets or security screws should be placed 50 mm from each edge and then approximately every 300 mm.

Too many fixings are better than too few... and you need longer screws when you fit to timber.



Use longer screws when fitting to timber



Place fixings 300 mm apart and 50 mm from each edge

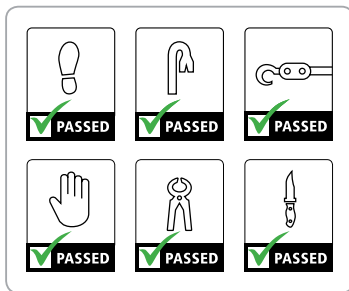
Options

Prowler Proof offers a wide range of options, not all comply with the Australian Standards for security. Please make your customer aware if you offer a product with options that do not meet the security standards.

Not all customers need a security product. But all customers need to be informed if they're not buying a security product.

OPTION OR ACCESSORY	IS OPTION COMPATIBLE WITH THE AUSTRALIAN STANDARDS?
Locks and hardware	
Disc cylinder	No
Pin cylinder	Yes*
1 point lock	No
2 point lock	No
3 point lock	Yes*
Prowler guard	Yes*
Non handed turn knob cylinder	No
Insect gauze upgrades	Yes*
Manufactured options	
Port hole	No
Hopper hatch	No
Mullion	Yes*
Mid rail	Yes*
Pet door	No
Solid panel	Yes*

* Yes if installed onto a security product which meets the Australian Standards



All Prowler Proof security products have passed the Australian Standards tests with ease. With the correct installation, they are almost impossible to get past. But a security screen is only as strong as its installation.

The Australian Standards include installation guidelines that you need to follow when you order and install a Prowler Proof security product. This brochure explains what you have to do – and it's not hard at all..

All Australian Standard AS5039 compliant products should have an Australian Standard sticker (see below). The presence of this sticker means that it has passed all the required tests to make it a security product.



Finishing touches...

Take your install to the next level

We asked home owners about their likes and dislikes – here are some of their answers...

“ I like that there are no daylight gaps around the product. It looks secure and flies won't get in.”

“ I want lots of fixings but I don't want them to be obvious...so thank you for touching up the screws.”

“ The dealer noticed that the sliding door was rattling in the tracks and fixed the problem before I even knew about it. I like that.”

“ I'm happy that the extrusion used in the install goes along the entire length of the product. I've seen people using small pieces to save a bit of money but it looks terrible.”

“ I was happy that they used drop sheets to keep my house clean.”

“ The installer should make my house look good, but I also want my property to be secure. So don't skimp on the fixings.”

“ Prowler Proof seemed a bit more expensive until the dealer made me aware that he was quoting triple locks, not single locks like the other brand. I didn't even know there was a difference. I

am buying security to protect my home, so of course I want the stronger locks.”

“ I want to feel secure when I use the snib function so I love lock guards.”

“ The installer checked that everything was working and took time to answer my questions before he left. It's only a small thing...but it makes a big difference.”

View the
Australian
Standards
Reports
online



Proud member of 

122 Buchanan Road, Banyo
Brisbane QLD 4014
T 07 3363 0666
E info@prowlerproof.com.au

www.prowlerproof.com.au

© Copyright 2016 Gershwin Pty Ltd
ABN 22 064 102 816

Disclaimer This document has been assembled in good faith by Gershwin Pty Ltd t/as Prowler Proof. Whilst care has been taken to ensure all information is accurate and up to date, the material includes incorporated and/or summarised views, guidelines or recommendations of third parties. The document is not a replacement for AS 5039-2008, AS 5040-2003 and AS 5041-2003.