

How to measure guide



Security window - Face Fix Louvre Window

To ensure the Prowler Proof ForceField® or Protec security screens you are ordering fit and perform perfectly, please follow the steps below. All windows should be ordered as make size. Please note all references should be taken from outside view looking in, as per ordering through COSI.

1 Make Size Limitations

ForceField - no midrail or mullion

1 side (mm) - 100-3000
1 side (mm) - 100-1550

ForceField - 1 midrail or 1 mullion

1 side (mm) - 1500-3000
1 side (mm) - 1550-1800

Protec - no midrail or mullion

Height (mm) - 100-2430
Width (mm) - 100-1230

Protec - Min. 1 midrail

Height (mm) - 2430-3000
Width (mm) - 100-1230

Min. 1 mullion

Height (mm) - 100-2430 x
Width (mm) - 1230-1800 x
Height (mm) - 100-1800 x
Width (mm) - 1800-2430

Min. 1 mullion

Height (mm) - 2430-3000
Width (mm) - 100-1800

Protec - no midrail or mullion

Height (mm) - 100-1230
Width (mm) - 100-2430

(Mesh rotated 90 degrees)

Protec - Min. 1 midrail

Height (mm) - 1230-2430 x
Width (mm) - 100-1800 &
Height (mm) - 1230-1800 x
Width (mm) - 100-2430

Min. 1 mullion

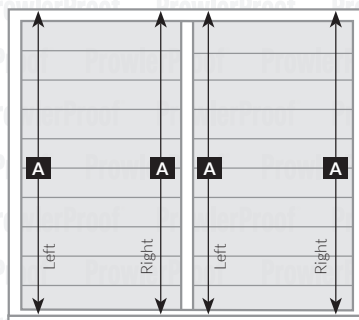
Height (mm) - 100-1230
Width (mm) - 2430-3000

Min. 1 mullion

Height (mm) - 100-1800
Width (mm) - 2430-3000

(Mesh rotated 90 degrees)

2 Drop



Window Heights

A Measure Height Left

_____ mm

Make Drop

_____ mm

A Measure Height Right

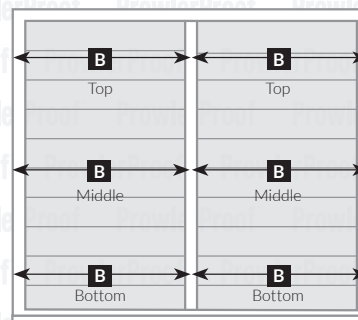
_____ mm

Make Drop

_____ mm

Note: Deduct a minimum of 2mm to allow for clearances.

3 Width



Window Widths

B Measure Width Left

_____ mm

Make Width

_____ mm

B Measure Width Right

_____ mm

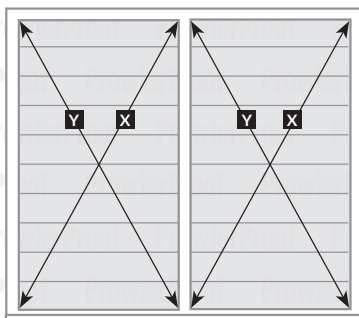
Make Width

_____ mm

Tip: Measure multiple bays individually as they might be different sizes.

Note: Deduct a minimum of 2mm to allow for clearances.

4 Diagonals



Diagonals

Top left to bottom right

Y = _____ mm

Top right to bottom left

X = _____ mm

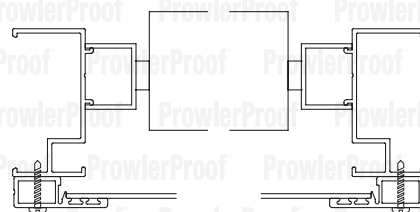
X - Y = _____ mm

Note: max +/- 15mm.

5a Louvre with Jamb Channels

For security screen installation, fix to the external window frame.

Tip: Do not use jamb channels to fix security screens, the head and sills will be unsupported. They are intended for insect screen use only.



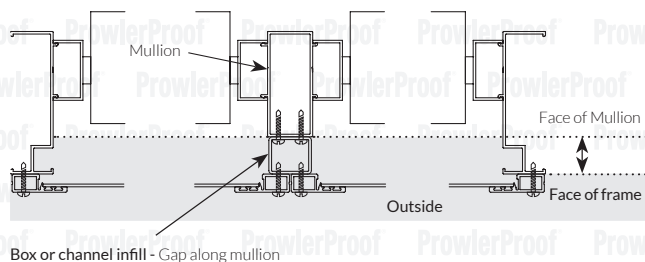
How to measure guide



Security window - Face Fix Louvre Window

5b Offset Mullion

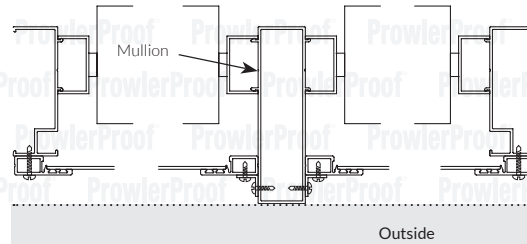
If the mullion on a louvre window is offset inside the frame then an infill will be required to fix the screen in place.



Offset mullion Infill Size _____ X _____ Infill Length _____ mm

5c Extended Mullion

If the mullion on a louvre window is extended beyond the frame then an angle trim will be required to fix the screen in place.



Extended mullion Angle Size _____ X _____ Angle Length _____ mm