



Creating a safer place®

Hinge window

easy access and high security



Security
tested



Bushfire



Corrosion
tested



Insect
protection



Access
control

- ▷ Cleaning screen and window glass is now a breeze with easy to remove screen sash.
- ▷ Tested and exceeds the requirements of the Australian Standard for security AS5039.
- ▷ Should the need ever arise, provides emergency exit through window.
- ▷ Available in Prowler Proof's premium ForceField stainless steel mesh or durable Protec perforated aluminium.
- ▷ AGWA Award Winning Design - Most Innovative Component 2019



welded security doors & window screens

Think of the possibilities for an opening security window screen.

Being able to open your security screen allows for easy access. Be it passing food into an entertaining area, or in case of an emergency.



The biggest advantage, on a day to day basis, is the accessibility to open the screen to clean both screen and window glass, for a perfect view.

Prowler Proof's unique system includes European designed hardware, with high security multi-point locking. This hardware has been proven to perform time after time, so you can be assured that your screen will open when you need it to, and close properly everytime. Like all Prowler Proof security products, our Hinge window has

been tested and passed the Australian Standard AS5039, so you can be confident that the screen will only open when you want it to.

Our unique fixing channel with H.I.T.[™] – Hidden Installation Technology, not only hides all the fasteners so your screen doesn't look like its been added as an after thought, it locks all of them away, removing tampering opportunities.

The purpose designed, dual action handle removes the chance of accidental opening.



Prowler Proof's Hinge window is available with both ForceField[®] and Protec security mesh.

FULLY WELDED FRAME AND SASH

Welded frame and sash make the screen more robust, which will prevent sash sagging. It also looks better.




MAXIMISED DAYLIGHT

The custom designed frame and sash ensure that the hinge window does not restrict the opening, and maximises the daylight through the window.



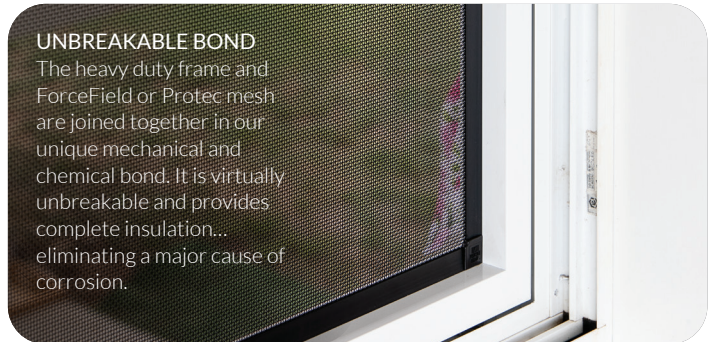
FULL COLOUR RANGE

Your hinge windows will match the rest of your Prowler Proof products, as they're available in our full range of powder coat colours.



UNBREAKABLE BOND

The heavy duty frame and ForceField or Protec mesh are joined together in our unique mechanical and chemical bond. It is virtually unbreakable and provides complete insulation... eliminating a major cause of corrosion.



REMOVABLE SASH

Full access to the screen and window for cleaning.



HIGH SECURITY LOCKING CAMS

Multi point locking for maximum security.



FLUSH DUAL ACTION HANDLE

Dual action prevents accidental bump opening, so you know your screen can't be accidentally opened and your house left unsecured.



EURO-GROOVE EUROPEAN HARDWARE

Concealed hardware means intruders can't see any points to attack, and euro-groove hardware is proven to perform time after time, so you know your screen will open when you need it to.

